

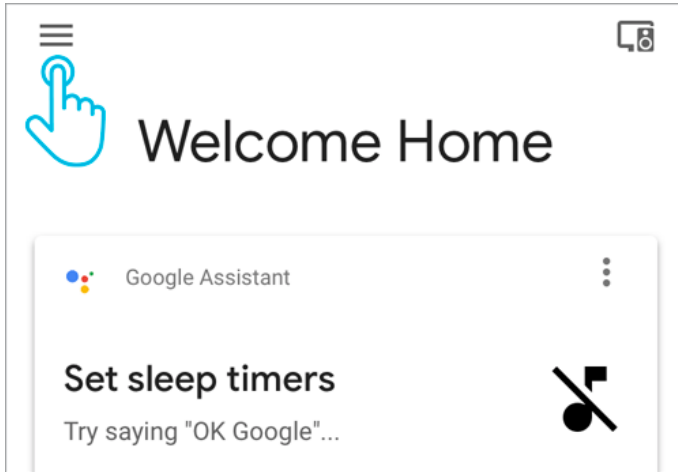
# How to connect to Google Assistant

You will need the Google Home app and a Google Assistant enabled device (speaker or phone).

1

## Access the menu

Open the Google Home app, then tap on the menu icon located in the top left corner.

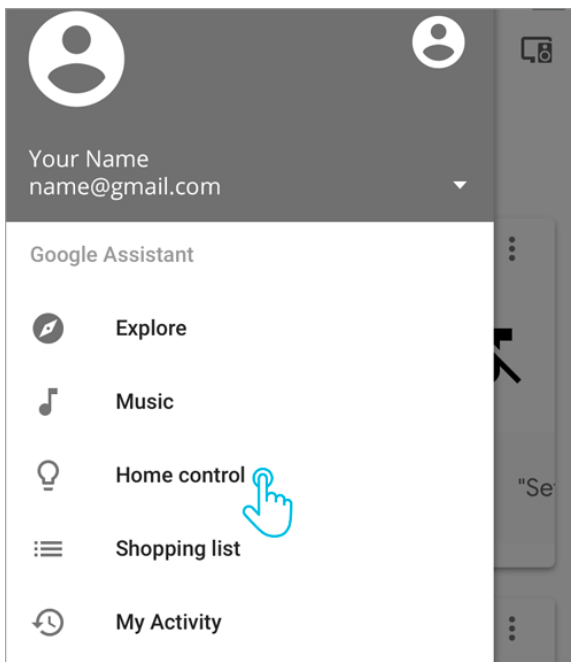


2

## Choose the option "Home Control"

If you have multiple Google accounts, make sure you are using the one linked to your Google Assistant enabled device. To switch accounts, tap on the small triangle to the right of your account name.

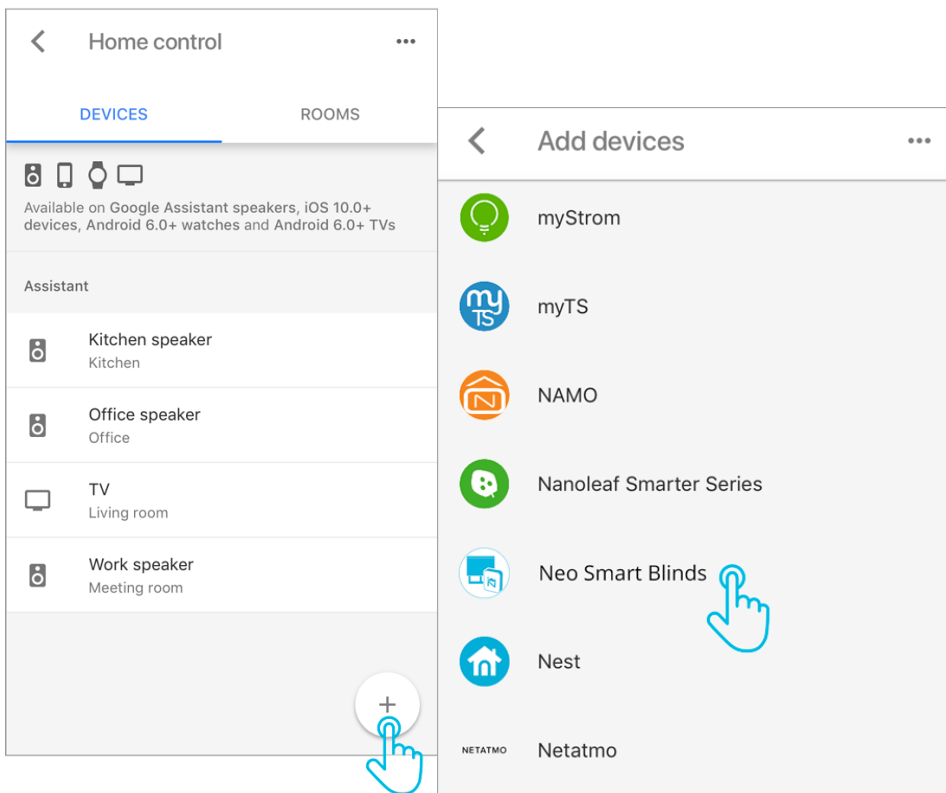
On the menu screen, tap on the option "Home Control".



### 3

## Add Neo Smart Blinds

In the Devices tab, tap on the plus button located in the bottom of the page. Search for Neo Smart Blinds and tap on it.

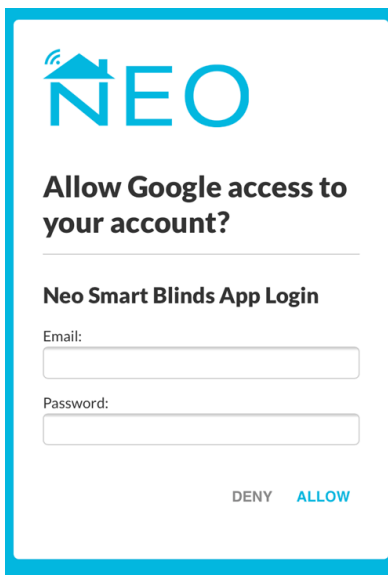


### 4

## Enter your login information for Neo Smart Blinds app

Provide your Neo Smart Blinds login information (email and password). Tap on the allow button to proceed.

For a brief moment, the Google Home app will show a white page with the message "Accounts were linked". Wait for the app redirect you to the next step.

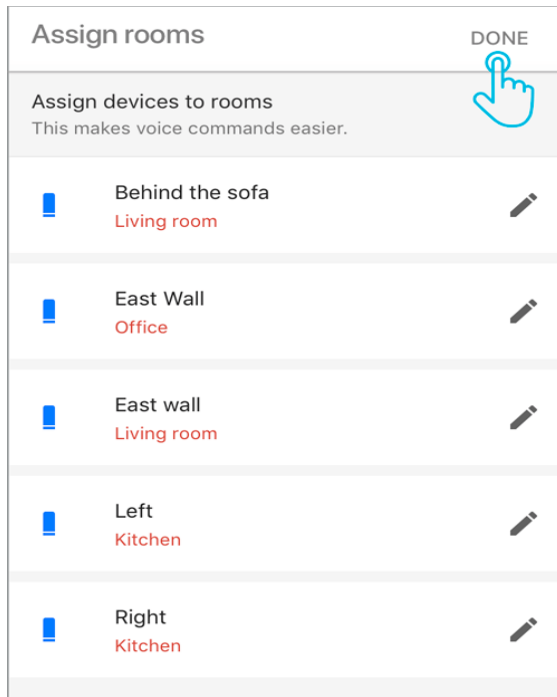


## Assign blinds to rooms, if necessary, and finish the process

Google Assistant will automatically assign your blinds to new rooms or existing rooms (when there is a name match between the 2 apps).

If necessary, you can edit each device info and also set a nickname. Tap on the pencil icon on the right side of each device.

When you are ready to finish this process, tap on the done button on the right top corner of the page.



## Google Assistant voice commands

To control your blinds, use commands starting with "open" or "close". Then add a name of a blind or the name of the room you want to control the blinds. It is optional to use the word "blind(s)" at the end of a command to open/close blind(s).

### Hey Google, open kitchen blinds.

Google Assistant will open all blinds assigned to the kitchen room.

### Hey Google, close behind the sofa blind.

Google Assistant will close the blind with the name "behind the sofa".

### Hey Google, open blinds.

Google Assistant will open all blinds assigned to the room your Google speaker is also assigned to. If you're using a phone or your Google speaker was not assigned to any room, all the blinds on your account will open.

### Hey Google, close all my blinds.

Google Assistant will close all blinds assigned to all the rooms you have.